



Lockers

**Hard-wearing and secure
for schools, workplaces and
community groups.**

Lockers 1 Door



Features

- Strong steel construction
- Fully welded
- Ventilation slot in every door
- Powder coated finish
- 3 point locking
- 305mm wide or 380mm wide
- Warranty: 5 years
- Australian made

Colour Options

Standard Colours

- Refer to Stronghold colour range

Other Colours

- By Request

Locking and Options

- Padlock or key lock
- Master keys systems available
- Electronic Lock
- Coin Lock
- Sloping Tops
- Seats & Stands

Product Range

CODE	DETAILS	DOORS	DIMENSIONS (mm)
SHL 3051	Hat Shelf + Hanging Rail	1	1840H x 305W x 455D
SHL 3801	Hat Shelf + Hanging Rail	1	1840H x 380W x 455D
SHL 3051S	Hat Shelf + Hanging Rail with Sloping Top	1	2145H x 305W x 455D
SHL 3801S	Hat Shelf + Hanging Rail with Sloping Top	1	2145H x 380W x 455D

Lockers 2 Door



Features

- Strong steel construction
- Fully welded
- Ventilation slot in every door
- Powder coated finish
- 305mm wide or 380mm wide
- Warranty: 5 years
- Australian made

Colour Options

Standard Colours

- Refer to Stronghold colour range

Other Colours

- By Request

Locking and Options

- Padlock or key lock
- Master keys systems available
- Electronic Lock
- Coin Lock
- Sloping Tops
- Seats & Stands

Product Range

CODE	DETAILS	DOORS	DIMENSIONS (mm)
SHL 3052	Hanging Rail	2	1840H x 305W x 455D
SHL 3802	Hanging Rail	2	1840H x 380W x 455D
SHL 3052S	Sloping top with Hat Shelf & Hanging Rail	2	2145H x 305W x 455D
SHL 3802S	Sloping top with Hat Shelf & Hanging Rail	2	2145H x 380W x 455D

Lockers 3 Door



Features

- Strong steel Construction
- Fully welded
- Ventilation slot in every door
- Powder coated finish
- 305mm wide or 380mm wide
- Warranty: 5 years
- Australian made

Colour Options

Standard Colours

- Refer to Stronghold colour range

Other Colours

- By Request

Locking and Options

- Padlock or key lock
- Master keys systems available
- Electronic Lock
- Coin Lock
- Sloping Tops
- Seats & Stands

Product Range

CODE	DETAILS	DOORS	DIMENSIONS (mm)
SHL 3053		3	1840H x 305W x 455D
SHL 3803		3	1840H x 380W x 455D
SHL 3053S	Sloping Top	3	2145H x 305W x 455D
SHL 3803S	Sloping Top	3	2145H x 380W x 455D

Lockers 4 Door



Features

- Strong steel construction
- Fully welded
- Ventilation slot in every door
- Powder coated finish
- 305mm wide or 380mm wide
- Warranty: 5 years
- Australian made

Colour Options

Standard Colours

- Refer to Stronghold colour range

Other Colours

- By Request

Locking and Options

- Padlock or key lock
- Master keys systems available
- Electronic Lock
- Coin Lock
- Sloping Tops
- Seats & Stands

Product Range

CODE	DETAILS	DOORS	DIMENSIONS (mm)
SHL 3054		4	1840H x 305W x 455D
SHL 3054S	Sloping Top	4	2145H x 305W x 455D
SHL 3804S	Sloping Top	4	2145H x 380W x 455D

Lockers 6 Door



Features

- Strong steel construction
- Fully welded
- Ventilation slot in every door
- Powder coated finish
- 305mm wide or 380mm wide
- Warranty: 5 years
- Australian made

Colour Options

Standard Colours

- Refer to Stronghold colour range

Other Colours

- By Request

Locking and Options

- Padlock or key lock
- Master keys systems available
- Electronic Lock
- Coin Lock
- Sloping Tops
- Seats & Stands

Product Range

CODE	DETAILS	DOORS	DIMENSIONS (mm)
SHL 3056		6	1840H x 305W x 455D
SHL 3806		6	1840H x 380W x 455D
SHL 3056S	Sloping Top	6	2145H x 305W x 455D
SHL 3806S	Sloping Top	6	2145H x 380W x 455D

Lockers 8 Door



Features

- Strong steel construction
- Fully welded
- Ventilation slot in every door
- Powder coated finish
- 305mm wide or 380mm wide
- Warranty: 5 years
- Australian made

Colour Options

Standard Colours

- Refer to Stronghold colour range

Other Colours

- By Request

Locking and Options

- Padlock or key lock
- Master keys systems available
- Electronic Lock
- Coin Lock
- Sloping Tops
- Seats & Stands

Product Range

CODE	DETAILS	DOORS	DIMENSIONS (mm)
SHL 3058		8	1840H x 305W x 455D
SHL 3808		8	1840H x 380W x 455D
SHL 3058S	Sloping Top	8	2145H x 305W x 455D
SHL 3808S	Sloping Top	8	2145H x 380W x 455D

Step Lockers



Features

- Strong steel construction
- Modern style ventilation slots in every door
- Choice of key locking or padlock facility available
- Master key systems available
- Durable oven baked powder coated finish
- Options include sloping canopy tops, seats and stands
- Warranty: 5 years
- Australian made

Colour Options

Standard Colours

- Refer to Stronghold colour range

Other Colours

- By Request

Product Range

CODE	DETAILS	DIMENSIONS (mm)
SHL 3802ST	Hanging Rail	1840H x 380W x 455D

Police and Services Locker



Custom made CFA Locker

Features

- Strong steel construction
- Fully welded
- Powder coated finish
- Strong locking system
- Warranty: 5 years
- Australian made

Colour Options

Standard Colours

- Refer to Stronghold colour range

Other Colours

- By Request

Locking and Options

- Padlock or key lock
- Sloping Tops
- Seats & Stands

Police and Services Locker (cont.)

Product Range

CODE	DESCRIPTION	DETAILS	DIMENSIONS (mm)
SHLPL 01	Standard Clothing Locker	Flush lock • Hat Shelf • Hanging rail	1800H x 380W x 540D
SHLPL 02	Traffic Operations Locker	Flush lock • Hat shelf • Hanging rail	1800H x 600W x 540D
SHLPL 03	Sloping Top Clothing Locker	Flush lock • Hat shelf • Hanging rail	1800/1950H x 600W x 540D
SHLPL 07	WA Style Correspondence Locker	Flush latch lock • Correspondence slot in door • File drawer in each compartment	1800H x 500W x 500D
SHLPL 10	Sloping Top Clothing Locker	Flush lock • Hat shelf • Hanging rail • Boot Shelf	1800/1950H x 600W x 540D
SHLPL10-450	Sloping Top Clothing Locker	Flush lock • Hat shelf • Hanging rail • Boot Shelf	1800/1950H x 450W x 540D
SHLPL 15	L15 Clothing Locker	Flush lock • Double doors • Hat shelf • Hanging rail • Police vest compartment • Master key	1800/1950H x 700W x 540D
SHL 6001CFA	CFA Kit Locker	Flush lock • Double doors • Hat shelf • Hanging rail • Police vest compartment • Master key	1840H x 600W x 600D

Locks & Accessories



Latch Lock



Flush Latch Lock



Hasp & Staple



H/D Swing Handle



Coin Return Lock



Combination Lock

Features

→ We can source locks to suit your requirement

→ Key locks are standard on all locking items

→ Master keys system available

Mechanical Locks Range

CODE	DESCRIPTION	DETAILS
LOCKLATCH	Latch Lock	Lockers only, not 1 door
LOCKHASP	Hasp & Staple Lock	Lockers only, not 1 door
LOCKSWING	Heavy Duty Swing Handle	H/duty padlock applications, cabinets
LOCKFLUSH	Flush handle latch lock for padlock	Cabinets & 1 door Lockers
LOCKCOIN	Coin or Token lock	All Lockers
LOCKCOMBI	Combination lock with key override	Cabinets & Lockers
LOCKCOMBPAD	Combination padlock & key override	Use with Latch Lock & Hasp&Staple

Electronic Locks Range

CODE	DESCRIPTION	DETAILS
LOCKL200	L200 Electronic Lock	All lockers & cabinets
LOCKNANO90	Nano 90 Electronic Lock	Lockers only, not single door
LOCKKL1000	Kitlock 1000 Electronic Lock	All lockers & cabinets

Locks & Accessories (cont.)

Lots of other locking options - Please enquire



L200 electronic locks available for single or multi use with master key override



Codelock Nano 90,
Kitlock 1000

Custom Labels available Please enquire



Accessories Range

CODE	DESCRIPTION	DETAILS
LOCKER NMBR	Engraved self adhesive labels 40 x 20	With Locker numbers
SHLVENT	Custom door vents	All Lockers & Cabinets

Stands



Features

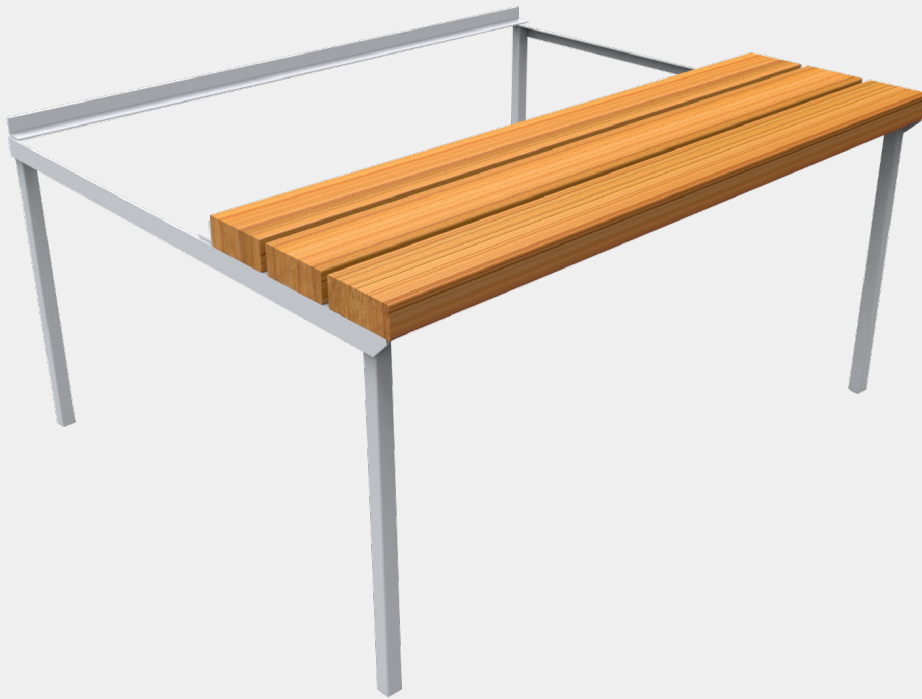
- Strong all steel frame construction
- Size varies to suit room layout
- Adjustable feet
- Custom stands made to order
- Warranty: 5 years
- Castors available on request
- Australian made

Product Range

305W		
CODE	DESCRIPTION	DIMENSIONS (mm)
STA 1001	1 Wide - 100 High	305W x 455D x 100H
STA 1002	2 Wide - 100 High	610W x 455D x 100H
STA 1003	3 Wide - 100 High	915W x 455D x 100H
STA 1004	4 Wide - 100 High	1220W x 455D 100H
STA 1005	5 Wide - 100 High	1525W x 455D x 100H

380W		
CODE	DESCRIPTION	DIMENSIONS (mm)
STA 1001	1 Wide - 100 High	305W x 455D x 100H
STA 1002	2 Wide - 100 High	610W x 455D x 100H
STA 1003	3 Wide - 100 High	915W x 455D x 100H
STA 1004	4 Wide - 100 High	1220W x 455D 100H
STA 1005	5 Wide - 100 High	1525W x 455D x 100H

Seat and Stands



Features

- Strong all steel construction
- Sizes variable to suit room layout
- Timber or Aluminium slats
- Adjustable feet
- Warranty: 5 years
- Australian made

Product Range

CODE	DESCRIPTION	DIMENSIONS (mm)
S&S 400-1	Seat and Stand - 1 Wide	400H x 305W x 770D
S&S 400-2	Seat and Stand - 2 Wide	400H x 610W x 770D
S&S 400-3	Seat and Stand - 3 Wide	400H x 915W x 770D
S&S 400-4	Seat and Stands - 4 Wide	400H x 1220W x 770D
S&S 400-5	Seat and Stand - 5 Wide	400H x 1525W x 770D

Bench Seats



Features

- Strong all steel frame construction
- Standard 1500mm and 2000mm
- Timber or Aluminium slats
- Length can be varied to suit room layout
- Double seat with hanging rail available
- Warranty: 5 years
- Enquire about complete locker room fit outs and custom sizing
- Australian made

Colour Options

Standard Colours

- Refer to Stronghold colour range

Other Colours

- By Request

Product Range

CODE	DESCRIPTION	DETAILS	DIMENSIONS (mm)
SEAT 1500A	Bench Seat 1500mm Aluminium Slats		400H x 450W x 1500D
SEAT 2000A	Bench Seat 2000mm Aluminium Slats		400H x 450W x 2000D
SEAT 1500T	Bench Seat 1500mm Timber Slats		400H x 450W x 1500D
SEAT 2000T	Bench Seat 2000mm Timber Slats		400H x 450W x 2000D
S&R 1500	Bench Seat with Hanging Rail 1500mm	Back to Back w/ Timber Slats	400H x 850W x 1500D
S&R 2000	Bench Seat with Hanging Rail 2000m	Back to Back w/ Timber Slats	400H x 850W x 2000D

Colours

Customise your design, and then pick the perfect colour for your application. Our expert product design team is happy to talk about colour matching or custom colour requests.

See our standard and prestige colour range below.


Standard colour range



Black Satin



White Satin



Silver Grey



Graphite Ripple



Wild Oats



Wedge Wood



Pottery

Extended colour range



Lawn Green



Blaze Blue




Signal Red




X15 Orange




Lemon Yellow




White Ripple



Beige Ripple



Silver Pearl



Black Ripple



Custom steel furniture, storage, cabinets and lockers. Robust, practical and Melbourne made.

Talk to us today.

PHONE 03 9357 0543

EMAIL info@stronghold.com.au

ADDRESS 9-13 Jesica Rd,
Campbellfield VIC 3061